



**THE NORFOLK ANGLERS CLUB**

# **WIRELINE**

**DECEMBER**

**2021**

## **What's Inside**

**Meeting Event: Club Holiday Party & Gift Exchange**

**Fishing Tips; Speckled Trout on Artificial Lures with Dr. James "Ike" Eisenhower**

### **Fishing Reports;**

- Little Creek: Speckled Trout, Puppy Drum
- Lynnhaven: Speckled Trout, Stripers
- James River/Chuckatuck Creek: Stripers, Speckled Trout, Puppy Drum
- James River Bridge: Stripers
- Elizabeth River: Speckled Trout
- CBBT: Black Sea Bass
- HRBT: Stripers, Speckled Trout

# Leadership Notes...

Fellow Norfolk Anglers,

The December meeting is reserved for our Holiday Party. In lieu of a guest speaker at our December meeting we'll be holding our Holiday Gift Exchange. Some call it a Yankee Gift Swap or White Elephant Gift Exchange, whatever you want to call it, it can be great fun. To participate bring along a wrapped gift in the \$15-\$20 range. We'll collect the gift and give you a raffle ticket. We'll then use the ticket to randomly set the order to select a gift.

We're exploring the option of having some appetizers available. If you plan to attend, please email [NorfolkAnglersClubEditor@gmail.com](mailto:NorfolkAnglersClubEditor@gmail.com), so we can let the restaurant know.

## Gift Exchange Rules

- Gifts range \$15-\$20
- When you're selected you can pick a wrapped gift or select one that's already been opened.
- Gifts must be opened once selected.
- If the gift you opened is selected by someone else you can then select a wrapped gift or grab someone else's unwrapped gift. but you can't take back the one you just had.
- Gifts can only be swiped twice. Meaning, the gift once opened can be taken by someone else and then taken a second time. After that the gift isn't available to change ownership again.
- There can be only three gift "swipes" during a turn. After the third gift "swipe" the next person draws an unwrapped gift...and we begin again.



**Important:**  
**December 20th NAC Meeting**  
**at**  
**Boil Bay Seafood City, Norfolk**

## Publishers NOTES

Editor:

Wendy Bransom

[NorfolkAnglersClubEditor@gmail.com](mailto:NorfolkAnglersClubEditor@gmail.com)

## NAC OFFICERS

President:

Will Bransom

Vice President:

Henry Troutner

Treasurer:

Ned Smith

Secretary:

Ike Eisenhower

Events Coordinator:

Mike Hubert

Assistant Events Coordinator:

Alex "AJ" Perez, Jr

Guard/Greeter:

Ben Capps

Member at Large:

Alex Perez, Sr.

Webmaster:

Pat Hirsch

[pfhirsch@yahoo.com](mailto:pfhirsch@yahoo.com)

*Contact us at;*

[NorfolkAnglersClub@gmail.com](mailto:NorfolkAnglersClub@gmail.com)


Norfolk Anglers Club

P.O. Box 8422

Norfolk, Virginia 23503-0422



# Club Members Tournament for 2021



## Redfish "Spots" Tournament

### Rules

- Must be a Norfolk Anglers Club Member
- Tournament for fish caught between January 1, 2021 and December 31, 2021
- Must have the Norfolk Anglers Club decal in the photo with the fish on a measuring device\* showing the total length of the fish. See NAC Prize Fish Contest Rules for measuring info. \*Entries received with decal and no measurement can only be judged by number of spots.
- Red Drum/Redfish up to 26 inches in length only and caught in Virginia and North Carolina waters
- Awards determined by 1st: number of Spots (on one side), 2nd: Largest Fish up to 26 inches, 3rd: Date of Catch
- Entries submitted on the Club Prize Fish Entry Form with photo (can be sent electronically to NorfolkAnglersClub@gmail.com)
- No entry fee except the cost of the decal (\$1)
- \$50.00 Gift Card to the 1st Place Angler, \$25.00 Gift Card for the 2nd Place Angler.

**Entries: Rusty Mitchell (1), William Ragulsky (1), Henry Troutner (2), Jerry Hughes (1), Mike Burton (1)**



## Oyster Toadfish Tournament

### Rules

- Must be a Norfolk Anglers Club Member
- Tournament for fish caught between January 1, 2021 and December 31, 2021
- Awards determined by Total Weight and then by date of catch
- Additional Award for Best Oyster Toad Photo
- Entries submitted by email to NorfolkAnglersClub@gmail.com in the form of a Fishing Report; who was fishing, stating total weight, with photo
- Weighing need not be on a certified scale and may be done by the angler, just try to avoid weighing fish on a pitching boat
- No entry fee (we would never charge a fee for catching Toads)
- 1st Place, 2nd Place, and Best Photo Winners get a Non-Tipping Oyster Toad Can Cooler from Oyster Toad Outfitters
- Winners will be determined by our Tournament Director



"AJ" Perez, the Oyster Toadfish Tournament Director (OTTD)

**Entries: Alex Perez, Sr. (1), Will Bransom (1), Bob Stuhlman (1), Henry Troutner (2)**

### *OysterToads - Did you Know?*

*Alternate common names: Toadfish, Dowdy.*

*Color: Blotchy, olive brown bodies fading to pale below. They are capable of changing color to match the bottom, and their eyes are blue.*

*Size: Up to 12 inches long.*

*Habitat: Sandy, rocky, and muddy bottoms on oyster reefs, shoal water, among eelgrass, hollows, or dens.*



## Norfolk Anglers Club Prize Fish Entries January 1, 2021 - November 30, 2021

Freshwater		Saltwater	
Species	Name (#Entries)	Species	Name (#Entries)
Crappie	James Eisenhower (10)	Red Drum	Kelly Hoggard (2) Alex Perez, Sr (1)
Chain Pickerel	James Eisenhower (2)	Tautog	Will Bransom (1)
		Blueline Tilefish	Greg Rogers (2) Mike Hubert (3)
		Shark	Greg Rogers (1) Kelly Hoggard (8)
		Black Sea Bass	Mike Hubert (1)
		Roundhead	Kelly Hoggard (6)
		Spanish Mackerel	Kelly Hoggard (1)
		Cobia	Tripp Seed (1)
		Flounder	Mike Griffin (1)
		Pompano	Kelly Hoggard (1)
		White Marlin	Kelly Hoggard (1)
		Speckled Trout	James Eisenhower (9) Will Bransom (2) Louis Glaser (1) Bert Sainz (1) Andy Reid (1)
		Blue Catfish	James Eisenhower (1)
		Gray Triggerfish	AJ Perez, Jr (6)

\*\*\*\*Virginia Saltwater Tournament (Saltwater) or Department of Game and Inland Fisheries (Freshwater) Citation paperwork or the Norfolk Anglers Club Prize Fish entry form may be submitted to James "Ike" Eisenhower at the regular meetings or send via email to [NorfolkAnglersClub@gmail.com](mailto:NorfolkAnglersClub@gmail.com)



### Virginia Fuel Tax Refund Program

<https://www.dmv.virginia.gov/dmv-fueltax/#/>

A refund of the Virginia fuels tax paid on purchases of fuel in quantities of five gallons or more is available to any person provided that they have paid the fuels tax and that the fuel was used for an Eligible Use. What's an eligible use? Some of the eligible uses that qualify for a fuel tax refund are; used in operating or propelling recreational and pleasure watercraft, used in operating or propelling commercial watercraft, and diesel fuel used in a passenger car, pickup or panel truck, or truck having a gross vehicle weight rating of 10,000 pounds or less. The refund amount for diesel fuel tax is equal to the difference between the tax rate for diesel and the tax rate for gasoline.

#### How do I apply for a refund?

Registration is required the first time you use the Fuels Tax Online Refund system, thereafter, logon with your email address and the password you have chosen for your account. Read the system prompts carefully. First the claim is created then users must go to "Pending Claims", to add the claim(s) to the cart and check out.

#### What information do I need to file a fuels tax refund claim?

To submit a refund claim, you will need to provide the refund claim period, number of gallons, fuel type (gas, diesel, etc.), how the fuel was used, and other information required for the type of refund claim you are submitting. The system will guide you through the application process and display messages when the fuel receipts or other documentation is required to be submitted to DMV.

# Club Calendar

## December

Tues: December 7th at 9:30am, Virginia Marine Resources Commission meeting, 380 Fenwick Rd, Fort Monroe, VA

Mon-Thurs: December 13-16th, Mid-Atlantic Marine Fishery Management Council meeting, Westin Annapolis, 100 Westgate Cir, Annapolis MD

Mon: December 20th at 7:00pm Norfolk Anglers Club Holiday Party & Gift Exchange, Boil Bay Seafood City, Norfolk, VA



Earlier this year, we told you about the RecFish app being developed by Dr. Lisa Kellogg and colleagues at the Virginia Institute of Marine Science. Its goal is to encourage recreational anglers to collect and contribute catch data to help improve fisheries science. Once it's fully developed, the user-friendly, free app will also tell anglers the species and length of their catch and whether it is legal to keep and safe to eat.

Dr. Kellogg says that, with the help of photos you submitted, the computer model can now identify 60 fish species with 95% accuracy and another 20 species are in the works. That represents thousands of submitted pictures!

You can help by going to [www.recfish.org](http://www.recfish.org) and uploading your fish photos. RecFish especially needs photos of:

- Kingfish (a.k.a. Roundheads, Kingcroaker, Whiting, Sea Mullet)
- Flounder and other flatfish

Phase 2 of app development is almost complete, and, when it is, you will be able to use the app to upload your fish photos directly from your phone. Until then, keep those pictures coming at [www.recfish.org](http://www.recfish.org)!



Photo: Joy Baber





# NAC Meetings are now at Boil Bay on the 3rd Monday each month

Next Meeting: December 20 at 7:00 pm

Location:

**Boil Bay Seafood City**  
**5957 E Virginia Beach Blvd**  
**Norfolk, VA 23502**



## Soup / Salad

Clam-Chowder	\$4.99
Gumbo (Chicken, Shrimp & Sausage)	\$5.99
Caesar Salad	\$4.99
Shrimp Salad	\$6.99
Chicken Salad	\$6.99



## Appetizers

Hush Puppies (8)	\$5.00
Fried Cheese Sticks (6)	\$5.99
Fried Calamari	\$9.99
Coconut Shrimp (8)	\$8.99
Fried Mac & Cheese (8)	\$5.99
Onion Ring (8)	\$5.99
Chicken Wings (6) \$5.99 (10) \$8.99	
(Breaded or Naked - BBQ, Buffalo, Plain, Cajun, Lemon Pepper)	
Boil Bay Special (6) \$6.99 (10) \$9.99	
Chicken Wing	
Cajun Fried Rice	\$8
(Shrimp, Chicken, Sausage)	



## Basket

All served with option of Cajun Fries,  
Sweet Potato Fries, or Regular

Shrimp Basket (8)	\$10.99
Catfish Basket (4)	\$10.99
Chicken Tender Basket (5)	\$8.99
Soft Shell Crabs Basket (5)	\$10.99
Crab Cake Basket (2)	\$10.99
Oyster Basket (10)	\$11.99



Tel.: 757-962-1088

Business Hours:

Open 7 Days A Week

Sunday - Thursday 12:00PM - 10:00PM

Friday - Saturday 12:00PM - 10:30PM

5957 East VA Beach Blvd,  
Norfolk, VA 23502

[www.boilbay.com](http://www.boilbay.com)

## Slider & Roll

Cheese Burger Sliders (5)	\$8.99
Catfish Slider (5)	\$8.99
Sausage Sliders (5)	\$7.99
Hot Lobster Roll	\$17.99



## Po Boy Sandwiches

Shrimp Po Boy	\$10.99
Crawfish Po Boy	\$10.99
Oyster Po Boy	\$11.99
Catfish Po Boy	\$10.99
Chicken Po Boy	\$8.99
Soft Shell Crab Po Boy	\$10.99
Crab Cake Po Boy	\$10.99



## Side

Boiled Eggs (2)	\$2
Corn (5)	\$3
Potatoes (3)	\$3
Steamed Rice	\$2
Regular Fries	\$2
Cajun Fries	\$3
Sweet Potato Fries	\$4
Coleslaw	\$3



## Extra

Sausage (Half Lb)	\$5
Sausage (One Lb)	\$9



Follow Us on Facebook or Instagram  
@Boilbayseafoodcity

"Parties of 6 or more will have an  
automatic gratuity of 18% added to  
their check. This includes separate checks."





**Boil Bay Seafood City**  
**5957 E Virginia Beach Blvd**  
**Norfolk, VA 23502**

## Main

### STEP 1.

#### Pick Your Catch

All Main Come with Corn & Potato

	1/2 LB	1 LB
Blue Crab (Seasonal)	(3) \$10. <sup>99</sup>	(6) \$19. <sup>99</sup>
Crawfish	\$7	\$13
Dungeness Crab		\$31
King Crab Legs		\$39
Snow Crab Legs	\$14	\$27
Lobster Tail		(2) \$34
Shrimp (Head-Off)	\$9	\$16
Shrimp (Head-On)	\$8	\$14
Little Neck Clams	\$7	\$13
Black Mussel	\$7	\$12
New Zealand Green Mussel	\$8	\$14
Scallop	\$14	\$27

### STEP 2.

#### Pick Your Sauce

The Main or Combos

Dry (No Sauce Old Bay Only)

Garlic Butter

Lemon Pepper

Original Cajun

Boil Bay Special

Steamed

### STEP 3.

#### Pick A Level

Non Spicy / Mild /  
 Spicy / Fire

There is still a bit of a kick  
 to it from the Cajun Spice.

## Combo Deal

All combos are served with Corn,  
 Potatoes, and Andouille Sausage

### Combo A \$24.99

Pick Three 1/2 lb Options Below

Little Neck Clams  
 Shrimp (Head On)  
 Shrimp (Head Off) + \$2.00  
 Crawfish  
 Black Mussels  
 New Zealand Green Mussels  
 Blue Crab (1-2)

### Combo C \$40.99

with 1lb Snow Crab Legs

Pick Two 1/2 lb Options Below

Little Neck Clams  
 Shrimp (Head On)  
 Shrimp (Head Off) + \$2.00  
 Crawfish  
 Black Mussels  
 New Zealand Green Mussels

### Combo B \$26.99

Pick Two 1 lb Options Below

Little Neck Clams  
 Shrimp (Head On)  
 Shrimp (Head Off) + \$4.00  
 Crawfish  
 Black Mussels  
 New Zealand Green Mussels  
 Blue Crab (2-4)

### Combo D \$50.99

with 1lb Snow Crab Legs

Pick Two 1 lb Options Below

Little Neck Clams  
 Shrimp (Head On)  
 Shrimp (Head Off) + \$4.00  
 Crawfish  
 Black Mussels  
 New Zealand Green Mussels  
 Blue Crab (2-4)

## Oyster

### \* Raw Oyster

Half Dozen	\$11.99
One Dozen	\$19.99

### Boil Bay Chargrilled Oyster

Half Dozen	\$12.99
One Dozen	\$20.99


\* Consuming raw or undercooked meat, poultry, seafood, shellfish, or eggs may  
 increase your risk of food borne illness, especially if you have certain  
 medical conditions. Please inform server of any food allergies.



# Norfolk Anglers Club

[www.norfolkanglersclub.com](http://www.norfolkanglersclub.com)

## Fishing Tips...



### Little Creek Inlet Speckled Trout Fishing on Artificial Lures with Dr. James "Ike" Eisenhower, PhD

"Dr Ike" as he's known, credits getting hooked on speckled trout fishing to Capt John "JB" Brown, USN (Ret). He began fishing for speckled trout in the Elizabeth River in 2011 with JB and has been passionate about it ever since. Ike fishes Little Creek Inlet and Pretty Lake regularly for speckled trout and puppy drum and shares his tips and techniques.

#### Trip Planning

Your first consideration should be planning for your day on the water. Making sure your equipment and boat is in proper working order. It also means checking the weather forecast and condition for the day. Some of the online resources Ike uses are Fish Weather ([www.fishweather.com](http://www.fishweather.com)), Wunderground ([www.wunderground.com](http://www.wunderground.com)), Wind Finder ([www.windfinder.com](http://www.windfinder.com)), NOAA Tides & Currents (<https://tidesandcurrents.noaa.gov/>), and NAVIONICS app for navigating fishing locations (<https://www.navionics.com/usa/apps/navionics-boating>). Ike recommends using multiple weather sources to get an idea of conditions during the day.



#### Little Creek Inlet & Pretty Lake

Fishing Little Creek has primarily three areas; Little Creek Inlet, the area adjacent to the marinas, and Pretty Lake. Fishing the marinas by casting or trolling the channel can be productive however, most anglers focus on the Eastern Jetty and Pretty Lake. Access can be a challenge as there's no public boat ramp currently for the area. Anglers with access to Joint Expeditionary Base Little Creek can use Cove Marina. Weather is a factor when fishing the entrance area, any North or Northeast wind can make fishing the jetty areas challenging.





# Norfolk Anglers Club

[www.norfolkanglersclub.com](http://www.norfolkanglersclub.com)


## Fishing Tips...

The Eastern Jetty at Little Creek is a prime area to target speckled trout. The Little Creek Inlet Channel is dredged to a 22' depth 400 feet wide. Along both sides of the channel anglers will find shallows and are great areas to initially set up. Ike sets up by anchoring in 4-8 feet of water within casting distance of your target area. Along the Eastern Jetty there's a few visible reference points anglers use; Single Stick, Double Stick, and the Piling. Fishing inside the jetty and close to the rocks is a great tactic from the Piling all the way to the sand beach (marked by dashed line). There's also the remnants of an old wooden bulkhead, visible except at high tide. Ike warns it's a lure catcher so avoid casting over it with anything but a surface lure. He advises the speckled trout like moving water so he'll target the area with the moving tide, ebb or flood doesn't matter, trout want moving water.

The rocks and bulkhead make for great cover for the trout but don't forget about working the drop off to the channel. When the water gets cold trout will often seek the cooler, but consistent water temperatures, of the deeper water. Fishing trout in cool water requires a slow retrieve. The fish are looking for their easiest meal without expending much energy to get it. Ike advises, if you think you're retrieving slow, try slower.

In the early morning with the wind light and surface of the water calm a topwater lure is an ideal option. Under the cover of darkness or low light conditions anglers will find the trout more willing to swim in the upper water column. As the sun gets higher the trout will seek the protection provided by deeper water and their natural camouflage. Early morning casting near the rocks and retrieving with a "Walk The Dog" or side to side action will draw strikes from the speckled trout.

Pictured right are some of the popular Topwater Lures from Mirrolure and Heddon Lures. Each have rattles to entice a hit as you work the lure from side to side. As with any lure presentation in cold water, remember to work it slow and pause during the retrieve. Make it easy for the trout to strike.





# Norfolk Anglers Club

[www.norfolkanglersclub.com](http://www.norfolkanglersclub.com)

## Fishing Tips...

Fishing the western edge of Little Creek Inlet is another great option, however, like cautions to be aware of the tide, water depth and or underwater obstructions. He recommends before heading into an unfamiliar area it's best to explore it during a low tide phase and note any visible obstructions and proceed with caution.

The area around the point adjacent to the Red daymarker "8" is a good location to shield from a north wind. The area to the north and along the shoreline has numerous grass beds (dashed circle), which are ideal areas for speckled trout to hide. Along the edge of point there's rock riprap, oyster shell, and a sandy bottom until it drops to the channel (dashed line).

Pretty lake is protected from the wind and has a combination of oyster beds, grass flats, and deep water that make fishing for speckled trout ideal.



After passing under the bridge on the left anglers will find a combination of grass flats and oyster beds (1) on both sides of the small marina. Further past the marina (2) in a small Cove you can find shallows with grass, some oyster beds, and structure from the docks. Following the channel into the open areas (3) there's deeper water and an opportunity to troll and heavier lure, such as a MirrOlure 52MR. The fourth area has a rock lined shore and additional oyster beds (4). The last area (5) opens up into the largest area of Pretty Lake however, it can be deceiving. The center area of the lake can get quite shallow so be aware of your depth. As you approach the area there's a number of pilings, explore the vicinity around the pilings and you'll find a few deep holes and the channel. Those are good areas to fish a suspending lure or jig-head with a rubber tail.





# Norfolk Anglers Club

[www.norfolkanglersclub.com](http://www.norfolkanglersclub.com)

## Fishing Tips...

### Artificial Lures

When it comes to speckled trout fishing **MirrOlures** are the standard for suspending baits. **MirrOlure®** produces a complete line of topwater and suspending artificial lures. Their line of 17MR, 27MR, and 52MR lures can be found in every speckled trout angler's bag (photo right). Their 17MR (2 5/8") is designed to suspend slowly to a depth of about 2 feet. The 17MR is weighted at 3/8oz while **MirrOlure's 18MR Heavy Dine®** is weight a bit more at 7/16oz. The 18MR lures are marked to tell the difference (photo below).

The 27MR lure is their next larger size at 3 1/8" in length and weighted at 9/16 ounces. It too is designed as a suspending lure to slowly sink to a target depth of 2 feet. Pictured right are two options for the 27MR lure. The "BG" Series stands for broken glass and provides a more reflective presentation. The classic 27MR **MirrOdine®XL** is also shown for comparison.

The 52MR is a larger and heavier suspending twitch bait at 3 5/8" long and 1/2 ounce. It features three treble hooks with the lure eye mounted on the top of the lure. It's target depth is advertised as 3-8+ feet with a sink rate of 1 foot per second.

All of these **MirrOlure®** suspending baits are designed to suspend to their target depth and then worked with a twitching motion, and pause and a second twitch. This rod action will cause the lure to dart from side to side mimicking a fleeing wounded bait fish.



18MR - Heavy Dine®

When the speckled trout are staying close to the bottom jig-heads are a great option. Rigged with a paddle tail or curly rubber tail they produce a lot of action in the water. Ike prefers the artificial tails produced by **Zman®** as their **ElaZtech®** stretches like no other rubber tail on the market. They're durable and can take repeated strikes without fail. Paired with Zman's line of Trout Eye™ and Redfish Eye™ line of jigheads makes for a perfect speckled trout setup.



Zman® ElaZtech® Artificial Lures



27MR MirrOdine "BG" Series

Broken Glass

27MR

MirrOdine XL Series





# Fishing Reports...



23 NOV: I went out around HRBT Island Hampton side at high tide to find on the rocks a hungry 25-inch Striper and a 21-inch Speckled Trout on a Z-Man Paddletail.

- Steve Anderson



1 NOV: Michel and I speckled trout fished the Little Creek on incoming tide and strong winds. Michel caught the first two nice keepers on 27MRs; after that I helped in the catch. By days end, we had over a dozen speckled trout (17 to 21 inches) and a lot of small ones. All speckled trout were catch and release. Thank you, Louis Glaser!



A few days later I went fishing with Sheldon Arey in the Lynnhaven River. Overall, Sheldon tagged and released a few nice speckled trout and some small ones that we caught. But, the one I enjoyed most was a 27-inch puppy drum. - Ned Smith





2 Nov: My first adventure fishing the mighty Chuckatuck Creek. Norfolk Anglers Henry Troutner, John Curry, and I headed out on the 16 Carolina Skiff. The weather was a little cool but comfortable with light westerly winds. We launched from a private ramp on Brewers Creek and picked John up off his dock on the way out.


John and I set up trolling the Route 17 bridge with classic Mann's Stretch 20 lures and a Yo-Zuri Chrystal Minnow while Henry guided the skiff between the bridge spans. Henry pointed out where all the snags were and provided advice on trolling the bridge. Unlike the CBBT (years ago) where you set your trolling lure and place the rod in the holder while you troll up and down the bridge, in the Chuckatuck you employ a hand-held rod technique. You need to be focused on the snags and shifting currents while you troll around. It all came together as I soon landed my 19" Striped Bass, the first in more than 10 years!

We shifted over the Speckled Trout fishing casting hard baits (MirrOlure 27MR) and Jig-heads. We fished along the grass lined shore of Ragged Island Wildlife Management Area. We caught a few keeper sized Trout but mostly smaller fish. I tagged all the Speckled Trout for the Virginia Game Fish Tagging Program and released them.

The weather was forecasted to change during the afternoon and we noticed the wind shifting around to the north and the temperature dropping. We decided to move closer to the bridge and try our luck for keeper sized Stripers and Speckled Trout. We were fishing the more exposed southern shore of Chuckatuck Creek. We caught and released a number of trout before calling it quits. With increasing wind and falling temperature made the decision to head in an easy one.

Many Thanks to Henry and John for showing me some of the fishing Chuckatuck Creek has to offer. I had a great time fishing new areas with fellow Norfolk Anglers.

- Will Bransom



**Virginia Printing & Signs**  
Division of JAMMAC Corporation



**Brian A. Getz**

Tel: (757) 855-5474 • Fax: (757) 855-5748

Email: [virginiaprinting@aol.com](mailto:virginiaprinting@aol.com)

6610 E. Virginia Beach Boulevard • Norfolk, Virginia 23502





16 NOV: Took my boat out with George Langdon and Ray Foster to troll for stripers. We caught a couple of shorts at Chuckatuck Bridge then headed to the JRB. We caught a 24, 26, and 32-inch. The two biggest ones were on at the same time. We were trolling Bandits and

Stretches as slow as possible parallel and up current of the bridge between the draw and small boat channel. Note at the JRB we were all wearing life jackets. Be safe out there. Thanks to Henry and Mary for the photos. - John Curry



# Help Starts Here.

Membership has its benefits.

**Benefits like priority service, free fuel delivery, jump starts, and dock-to-dock towing all add up to big savings.** Last year, Sea Tow® members saved over \$20 million in services.

*Join today and SAVE \$20.*

**USE PROMO CODE: FCD.**

FOR ANGLER CLUB MEMBERS ONLY. OFFER EXPIRES JUNE 1, 2022.

**Sea Tow Hampton Roads**  
757-496-1999 \ seatow.com

**SEA TOW**



10 NOV: Back on the Shamrock fishing the JRB with Mary and George Langdon. Another beautiful November day in Virginia. Had our limit of 3 stripers (22 to 23 inches) and lost a couple in less than an hour. All caught trolling stretch 20's & 25's, red/white and a metallic blue. Sorry, most of my photos are at home but situation awareness while fishing the bridge prevents action shots.

- Henry Troutner



14 NOV: Louis Glaser and I headed down to the Great Bridge Lock Park with the Carolina Skiff. We launched early and decided to try our luck on the Speckled Trout. It's been many years since Louis and I fished together in the Elizabeth River. It was great to reminisce about the fishing spots and the fantastic fish we've caught.


We initially set up near the Veteran's Bridge in the southern branch of the Elizabeth River and began throwing the MirrOlure 27MR lures. We anchored up in about 8 feet of water with the water temperature at 58 degrees. Fishing the structured shore as well as the edge of the deeper channel we caught mostly undersized fish but the catching was consistent.

We move further north and tried south of Interstate 64 High Rise Bridge construction area without much success. Water temperature was about the same at 59 degrees. We moved down the Deep Creek Channel and saw a number of anglers fishing the Cove and in the channel. We fished farther down the channel along the grassy banks and edge of the channel with the falling tide. Louis was working the deeper channel edge with MirrOlure 52MR lures and I was trying the shallow water with the 27MR. We caught a few fish but all undersized and they were tagged and released.

We headed back to south of Veterans Bridge and while Louis continued working the 27MR and 52MR lures I switched over to a Jig Head and a Zman rubber paddle tail (Crystal tail w/chartreuse paddle). We were both catching fish in shallow or deeper water. We anchored in 8 feet which let us cast almost to the shore at the same time hitting the channel edge.

Louis reeled in a very nice 21.50 inch Speckled Trout while my best for the day was 16.50 inch. Thanks to Louis I was able to tag & release another 25 trout for the tagging program.

- Will Bransom



**Chic's Beach Rental & Fishing**  
*everything you need to enjoy the beach.....  
..... & catch your dinner!!*

**Daily, Weekly & Monthly Beach Rentals**  
**All Beach & House Accessories Provided**  
**Beach Rental/Charter Fishing Packages**

[www.chicsbeachrentalandfishing.com](http://www.chicsbeachrentalandfishing.com)  
[grif4408@verizon.net](mailto:grif4408@verizon.net)  
*follow the fishing on facebook!*

**Capt. Mike Griffith**  
**USCG Licensed**  
**757-687-9093**





1 NOV: Mary, John Curry, George Langdon and I trolled the JRB this today against a roaring tide. We worked hard for the 2 stripers we caught 21 ½ inch and 22 inch. Both were caught on red/white stretch 25's.



13 NOV: Mary and I fished with George Langdon and his wife Linda for a couple hours on their 20-inch CC. A beautiful day but the wind was howling. We trolled the Chuckatuck bridge for a while with Linda catching a 21-inch striper. From there we moved toward the James River for Speckled Trout. We caught 9 or 10, keeping 4 for dinner. Red/White Bandit took the striper, and Yo Zuri 5" crystal minnows got the speckled trout.



16 NOV: After Dr. Ike's presentation on Speck fishing, I hit the Chuckatuck where we have been doing pretty good on speckled trout, but hoped to use his information to improve our catch. Unfortunately, the time we could fish was the

lowest tide I have seen all year, our usual spots only had 1.5 foot of water. I did manage to catch one 23 inch on a 17MR. *Thanks for the information Ike!*

9 NOV: Lessons Learned: Fished the JRB with Mary, Kevin and John Curry in the Shamrock. Beautiful weather and calm water. In a full size 20-inch Center Console, not really conditions, a lot would have their PFD on. We had put two stripers in the box including a 28 inches that Mary caught. Kevin landed a third and was putting it in the fish well when Mary's fish jumped out, hit the gunnel and made it back to the river. What ensued was almost two men overboard, in a strong current running under the bridge that the boat doesn't fit under without damage. Kevin all but leaped/fell overboard trying to grab the fish and at the same time came very close to knocking Mary overboard. I was at the helm keeping the boat from the pilings when I noticed both hanging over the side but regaining their position in the boat. A real blessing that no one ended up in the water. Wear your life jacket, you never know when you could slip or trip and end up in the water. Anyone that knows me knows my short fuse was lit and I ended the trip without any photos. - Henry Troutner



24 NOV: John Curry invited me for a couple hours of striper fishing. We made a quick pass at the Chuckatuck and caught 1 short on a red/white Stretch then moved on to the JRB. There we trolled a tandem chartreuse paddle tail with no success and switched to a blue Stretch 25. Within minutes had a 35 inch which is our biggest of the season, so far. Trolled the rest of the JRB without a hit. On the way back to John's dock we made another pass at the Chuckatuck and got a 23 inch. Beautiful day on the river, but more than chill in the air. - Henry Troutner



12 NOV: Henry Troutner came over to help me install replacement parts on my fish finder.

After we finished, we took it for a test drive on the Chuckatuck Creek. Caught two stripers 23 plus and 21 plus inches. Also, an 18-inch speckled trout. In addition, we

released multiple shorts. Thanks Henry the fish finder works great!

- John Curry



20 NOV: Trolled from Hampton to York spit with no bites.

22 NOV: Caught my biggest rockfish this year on flyrod! It was 35 inches

- Jackson B. Salvant Jr., M.D.







1 NOV: Winner! First Speckled Trout trip for my niece, Kimberly. I took her to Pretty Lake. She was a quick learner and caught two keeper speckled trout and lost one at the boat. She caught them on 27MR mirrolure. Depth was 6 feet and water temperature was 65 degrees.


Louis Glaser



20 NOV: Fished with birthday boy Kevin Glaser and his son Austin in Lynnhaven. Ended up with some nice speckled trout using mirrolures. Top bait was 27MR.



24 NOV: Painful Day! Fished with Bert Sainz in the morning in Pretty Lake going for Speckled Trout with no luck. Ended up catching three Stripers largest 25 inches. Taking it off had the treble hook buried in finger (Heavy Dine). Bert did awesome job cutting hook out. No trout but water temperature dropped to 51 degrees. Tight lines.



21 NOV: With a beautiful forecast we fished the lower bay out of Little Creek for Tautog. My nephew Christian, being active U. S. Navy enabled us to launch the Shamrock at the base. Along with a Cody's friend, we fished the CBBT pilings, the tunnel by the 4th Island and the Cape Henry Wreck. The entire bay seemed to be infested with little Sea Bass. At each location, we could hardly get our bait to the bottom without having a Willie or two. Also caught a couple toadfish. Bait was hard blue crab and shedders. Lots of boats fishing around us, but never saw a tautog caught.

- Henry Trountr



27 NOV: I went fishing in the Elizabeth River catching Speckled Trout. - Jerry Hughes





4 NOV: Ned and I fished the Pretty Lake; the wind was about 10-15 mph from the NE. We caught only throwbacks out of several places there. This was fun, but just before we decided to give up on the fishing, we decided to try the jetties just in case there might be a bite if the wind allowed us to cast adequately.

We set up in about five feet of water; we had to throw into the wind when we wanted the lure to hit near the rocks. On my first cast, I hooked a nice 19 inch on a 20MR Mirrolure and that began a period of catching one after another, almost every cast I was able to hook up a keeper sized fish. At the same time Ned began catching the same way. I ended up with a 21.5-inch prize release and a 20-inch prize release.

Ned also got a 20-inch prize release. We just kept fishing until they slowed down when we started getting tired, the wind got harder. We counted 32 keeper fish over the three-hour period. The key seemed to be to let the lure drift with the outgoing tide before twitching the lure. They seemed to bite right after that first twitch. We kept our limit of ten with all other fish being released.

- Dr. James W. Ike Eisenhower







Norfolk  
Anglers  
Club